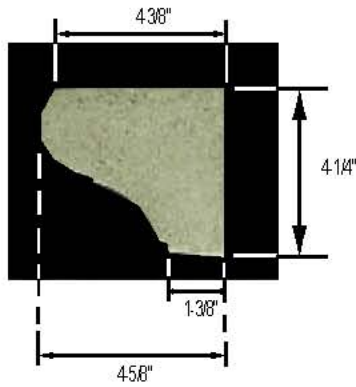


Product Catalog


MD-610, 620



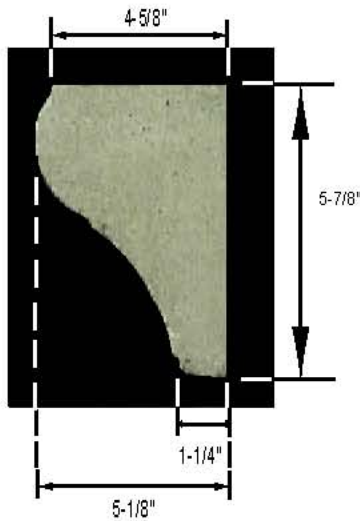
MD-610S
Side View




MD-610S




MD-610RT-LT



MD-620S
Side View



MD-620S



MD-620RT-LT

Product Code & Description	WT.
MD-610S Straight Molding 4-1/4" W x 4-5/8" TH x 23-3/4" L	17 lbs.
MD-610 RT-LT Right Left Molding 4-1/4" W x 4-5/8" TH x 27-3/8" L	20 lbs.
MD-620 RT-LT Right Left Molding 5-7/8" W x 5-1/8" TH x 25-1/2" L	48 lbs.
MD-620S Straight Molding 5-7/8" W x 5-1/8" TH x 23-1/2" L	30 lbs.