
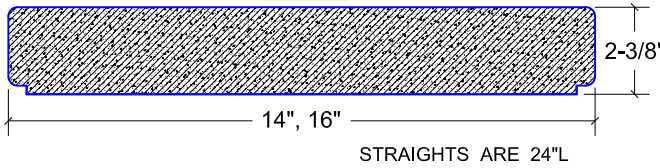


# Stair Tread / Coping PROFILES


**PALISADES**  
WC-102




**TRESTLES**  
WC-104




**PACIFIC**  
ST-200



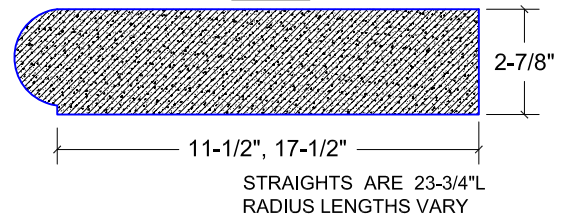
**BIG SUR**  
ST-424




**GAVIOTA**  
ST-720




**CARMEL**  
ST-800



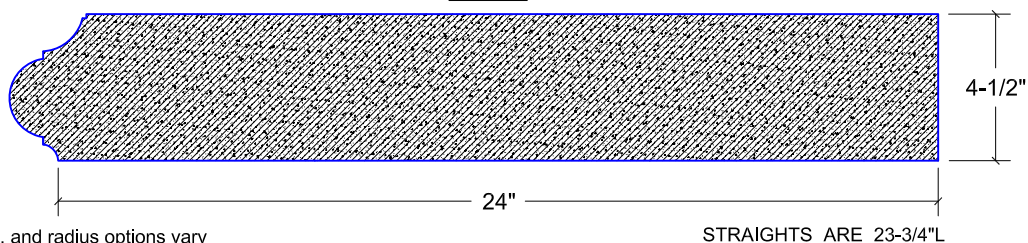
**MONTEREY**  
ST-900



**EL CAJON**  
ST-910



**LA JOLLA**  
ST-950



\*\*Base dimensions, lengths, and radius options vary between products. Please check individual spec. sheets for comprehensive details on each product.

-All pieces have a tolerance of +/- 1/4"